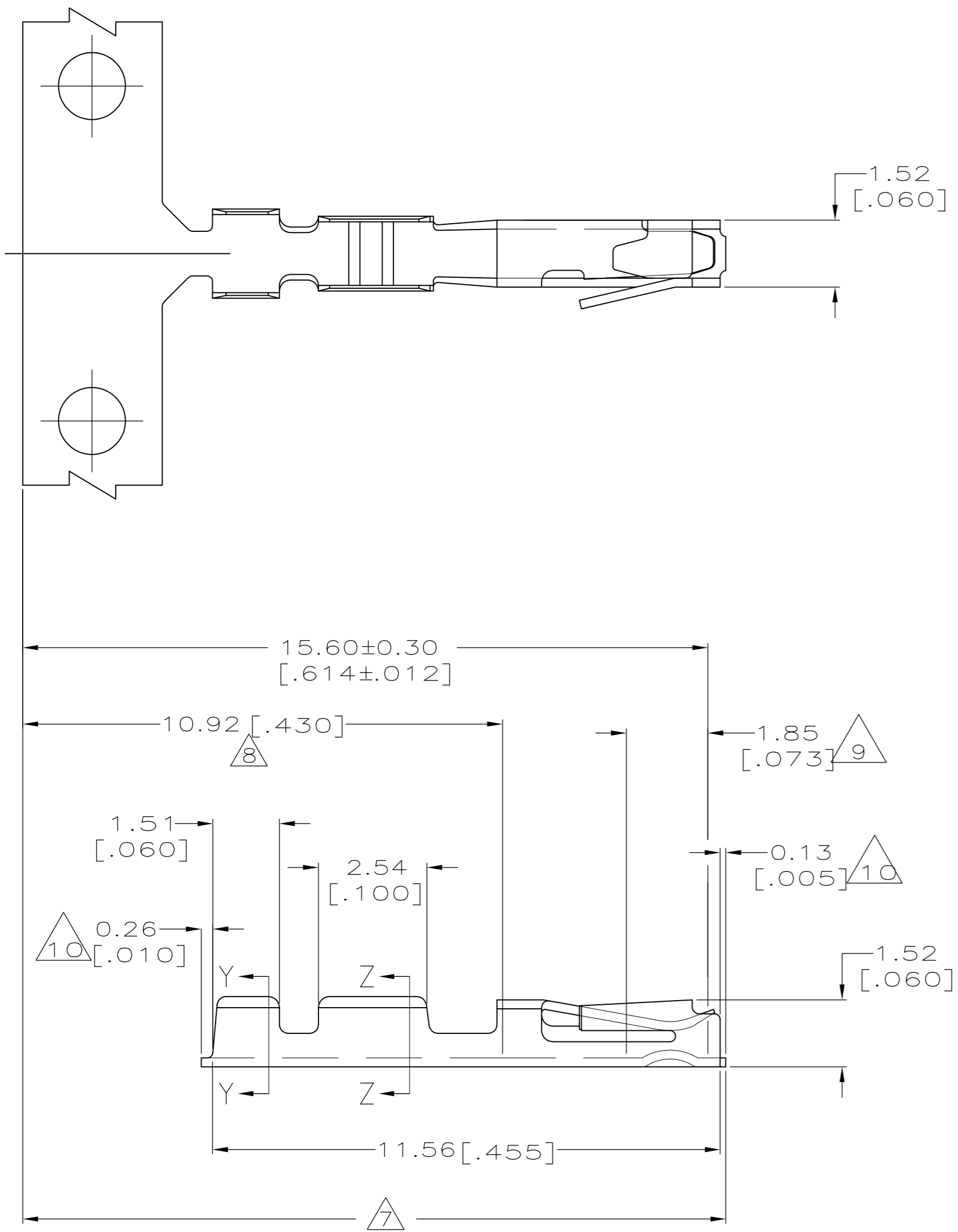
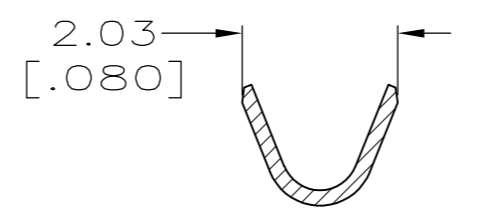


THIS DRAWING IS UNPUBLISHED. RELEASED FOR PUBLICATION
 © COPYRIGHT BY TYCO ELECTRONICS CORPORATION. ALL RIGHTS RESERVED.

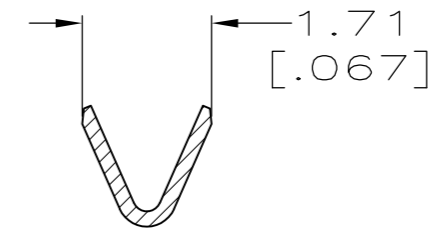
LOC	DIST	REVISIONS					
		P	LTR	DESCRIPTION	DATE	DWN	APVD
AD	00		A	REV PER EC 0S12-0647-04	09MAY05	JA	SF
			A1	REVISED PER ECO-10-000444	19JAN10	KK	HMR



1. WIRE RANGE 22-26 AWG.
2. INSULATION RANGE 0.91-1.37 [.036-.054] DIA.
3. 0.00254 [.000100] MIN MATTE TIN OVER 0.000762 [.000030] MIN NICKEL.
4. PREPLATED 0.00127 [.000050] MIN MATTE TIN IN ZONES I & II, 0.000762 [.000030] MIN GOLD OVER 0.000762 [.000030] MIN NICKEL INLAY IN ZONE III.
5. PREPLATED 0.00127 [.000050] MIN MATTE TIN IN ZONES I & II, 0.00127 [.000050] MIN GOLD OVER 0.000762 [.000030] MIN NICKEL INLAY IN ZONE III.
6. PHOSPHOR BRONZE.
7. ZONE I (OUTSIDE SURFACES).
8. ZONE II (INSIDE SURFACES).
9. ZONE III (INSIDE SURFACES).
10. MAXIMUM CUTOFF.
11. OBSOLETE PARTS: OBSOLETE CIS STREAMLINING PER D.RENAUD/D.SINISI



SECTION Y-Y



SECTION Z-Z

5	5530553-9	5530553-8
5	-	5530553-6
4	-	5530553-4
3	-	5530553-2
FINISH	LOOSE PIECE PART NO	STRIP PART NO

THIS DRAWING IS A CONTROLLED DOCUMENT.		DWN J. ALCORTA - DOCK5 09MAY05	Tyco Electronics Corporation Harrisburg, PA 17105-3608	
DIMENSIONS: mm[INCHES]		CHK A. FRANTUM 09MAY05	NAME S. FLICKINGER	
TOLERANCES UNLESS OTHERWISE SPECIFIED: 0 PLC ± - 1 PLC ± - 2 PLC ± - 3 PLC ± 0.13[.005] 4 PLC ± - ANGLES ± -		APVD S. FLICKINGER 09MAY05	PRODUCT SPEC 108-25031	
MATERIAL 6		APPLICATION SPEC 114-25021	SIZE A2	CAGE CODE 00779
FINISH 3 4 5		WEIGHT -	DRAWING NO C=5530553	
CUSTOMER DRAWING			SCALE 4:1	SHEET 1 OF 1
			RESTRICTED TO -	REV A1